



## Accommodation Sheet

### General information

Accommodation name	NILHOTEL FLORENCE
Typology	Hotel
Address	Via Eugenio Barsanti 27 a/b
City	Florence
Contacts	Tel. +39 055 795540 – Mail <a href="mailto:info@nilhotel.it">info@nilhotel.it</a>
Website	Website <a href="http://www.nilhotel.it/english/florence/">http://www.nilhotel.it/english/florence/</a>
WCAG 2.1 compliant accessible website	NO
Online bookings	YES
Short description	<p>NILHOTEL, inaugurated in January 2009, is a modern 4-star hotel equipped with all services. With its 246 welcoming and bright rooms, it is the third largest Florentine hotel in terms of accommodation capacity and welcomes you to Florence by offering an accurate and comfortable service.</p> <p>The restaurant, the American bar, the meeting rooms and the spacious lobby make NILHOTEL an ideal and comfortable place for all those traveling for business or leisure. The hotel has 14 rooms that can be used by guests with reduced mobility.</p>

**TESTED AND REVIEWED BY:** [Handy Superabile Social Promotion Association](#) in 2024

**Please note** The following information refers to the date of verification shown at the bottom of each sheet. The Association is not responsible for any significant changes made by the property after the visit.





---

## Summary

Accommodation sheet .....	1
General information .....	1
Arrival at the property.....	3
How to reach the property.....	3
Pathway from the private/public car park to the entrance .....	4
Entrance to the structure.....	5
Hall – Reception .....	7
Rooms/apartments .....	8
Rooms/apartments adapted for guests with reduced mobility.....	8
Toilet facilities in the guest room for guests with reduced mobility.....	10
Bar/restaurant .....	12
Internal pathways and common services .....	16
Communal toilets .....	16
Medical practices/healthcare facilities.....	18





## Arrival at the property

### How to reach the property

By car	For those arriving in Florence along the "A1" motorway, the recommended exit is Firenze Nord (Firenze Ovest arriving from the A11). Continue straight until the end of the motorway junction, keep left and take Viale Guidoni, at the height of the New Palace of Justice turn left, continue straight, after 200 meters you will see the NILHOTEL on your left.
By plane	Amerigo Vespucci Airport Florence
Assistance service for people with disabilities	YES
Embarkation/disembarkation of passengers with reduced mobility	with courtesy chair and ambulift /Finger
Tactile paths for the blind and visually impaired	NO
There is a toilet room accessible with grab handles	YES
By train	
Nearest station	The Firenze - Santa Maria Novella railway station is about 2.2 km from the NILHOTEL.
Assistance service for people with disabilities	YES





### Pathway from the private/public car park to the entrance

Presence of private parking	YES, external
Presence of parking space reserved for people with disabilities	NO but the parking lot is very large.
Type of flooring of the private parking lot	asphalt
Public parking nearby	NO
Describe the route from the car park to the entrance and any critical issues	with elevator
	<p>The property has a covered garage. The flooring of the internal garage is sleekly. There are marked places and reserved for the disabled.</p> <p>The parking lot is very large and equipped with</p> <p>Elevator to reach the reception.</p> <p>From the garage it is possible to reach the hall through a door with a width of more than 90 cm with a door knocker step of 2 cm.</p>








### Entrance to the structure

There is an accessible entrance	YES main entrance
How to access the structure	<ul style="list-style-type: none"> <li><input checked="" type="checkbox"/> flat</li> <li><input checked="" type="checkbox"/> via ramp 4 meters long with slope 9% . E' There is an additional aluminum platform to bridge the difference in height between the parking lot and the hotel entrance.</li> <li><input checked="" type="checkbox"/> by elevator Door width 90 cm, cabin width 140 cm, cabin depth 150 cm, call button height Exterior 100 cm, height of the highest button keypad 110 cm , embossed/braille keys</li> </ul>
Type of entrance door	Double sliding doors
Useful width of door/entrance gate	Above 90 cm





There are indicators and tactile maps	NO
	For those arriving without a car, the hall can also be reached on foot from the main entrance, through a gate next to the driveway entrance. This is followed by a 4-meter ramp with a 9% slope. The pavement is asphalt. The distance to reach the front door is about 150 meters.
	





**Hall – Reception**

How to reach it from the entrance	flat
Reception desk height	bench over 100 cm
Presence of multilingual staff	YES
Type of information material	<input type="checkbox"/> YES with maps/tactile signals <input checked="" type="checkbox"/> YES with brochure
Initial assistance is provided for visitors with disabilities	<input type="checkbox"/> YES with orientation tour of the structure <input type="checkbox"/> YES with room accompaniment <input checked="" type="checkbox"/> YES with porter service
The following aids are provided for visitors with disabilities	<input type="checkbox"/> manual wheelchair <input type="checkbox"/> Crutches <input type="checkbox"/> Comfortable shower chair
The staff followed a training course on welcoming people with different disabilities	NO





## Rooms/apartments

### Rooms/apartments adapted for guests with reduced mobility

Number and type of rooms/apartments equipped/usable by people with reduced mobility	<input checked="" type="checkbox"/> Single rooms Num 7 <input type="checkbox"/> Double rooms Triple rooms Choose an item. <input checked="" type="checkbox"/> Num 7
Room access	<input type="checkbox"/> via ramp Choose an item. <input checked="" type="checkbox"/> by elevator door width 140 cm, cabin width 140 cm, cabin depth 150 cm, call button height 100 cm from the ground, highest button height keypad 110 cm, with embossed/braille keys
Type of entrance door	with lever handle
Usable width of entrance door	90 cm
Bed type and height	double bed 60 cm high
Free spaces on the sides of the bed	greater than 90 cm on three sides. right Choose an item.





	frontal Choose an item.
Cabinet Type	with doors
Free space under the desk	72 cm
In-room options are available	<input checked="" type="checkbox"/> safe <input checked="" type="checkbox"/> minibar <input checked="" type="checkbox"/> Satellite TV <input checked="" type="checkbox"/> hairdryer





### Toilet facilities in the guest room for guests with reduced mobility

Access to the premises	flat
Usable width of the entrance door	80 cm
Type of door	flowing
Type of handle	Automatic/Sliding
Toilet height	55 cm
Toilet seat with open front tooth	NO
Support handles	Missing
Flexible shower on the side of the toilet	NO
Free space on the sides of the toilet	left 80 cm right Above 90 cm frontal Above 90 cm
Electric doorbell/telephone on the side of the toilet	NO
Washbasin with space underneath for wheelchair approach	Above 70 cm
Height from the ground lower edge mirror	105 cm





<p>Accessible shower available for guests with reduced mobility</p>	<p>YES</p>
<p>Type of shower</p>	<p>with box and removable corner and dimensions 70 cm X 70 cm bordered by a curtain.</p>
<p>Shower chair</p>	<p>collapsible</p>
<p>Support handle</p>	<p>NO</p>
<p>Presence of shower head or sliding rails</p>	<p>ups and downs with lowest point height 150 cm</p>
<p>Electric doorbell/telephone on the side of the shower</p>	<p>NO</p>
<p>Eventual notes</p>	<p>The toilets are equipped with a shower in 2 rooms (1 double and 1 triple). The</p>

Project carried out with the contribution of the







	<p>remaining 12 are tanks with a height of 56 cm from the ground, and a length of 150 cm. The free space on the side of the bathtub is greater than 80 cm and the taps are lever.</p>

## Bar/restaurant

Type of venue	Breakfast room
Access to the premises	<input checked="" type="checkbox"/> flat
Useful width of door/entrance gate	Above 90 cm
Bar counter height	Above 100 cm
Height of the buffet counter	75 cm
Types of tables	central support.
Space under floor tables	70 cm
Availability of high chairs for babies	YES
Multilingual menu	YES
Menu with app	Not detected
Braille menu	NO
Table service for people with disabilities	YES





Availability of foods for celiacs	<input checked="" type="checkbox"/> bread, pasta, biscuits, ice cream pre-packaged foods
There are coffee and milk dispensers	NO table service is available
A customer with reduced mobility can always reserve the same table	YES
There are toilets that can be used by a guest with reduced mobility (see "accessible toilets in the internal paths and common services)	YES
There is an area reserved for lunch for younger guests	NO
A fully equipped baby feeding service is available	Not detected
	





<p>Type of venue</p>	<p>Restaurant</p>
<p>Access to the premises</p>	<p><input checked="" type="checkbox"/> lift, usable car door width 100 cm, depth 190 cm, car width 160 cm, equipped with grab bars, call button height 100 cm, highest button height internal keypad 104 cm, raised buttons and braille</p>
<p>Useful width of door/entrance gate</p>	<p>Above 90 cm</p>
<p>Types of tables</p>	<p>The first room has 4 legs, while the second has a central support.</p>
<p>Space under floor tables</p>	<p>69 cm</p>
<p>Availability of high chairs for babies</p>	<p>YES</p>
<p>Multilingual menu</p>	<p>YES</p>
<p>Menu with app</p>	<p>Not detected</p>
<p>Braille menu</p>	<p>NO</p>
<p>Table service for people with disabilities</p>	<p>YES</p>
<p>Availability of foods for celiacs</p>	<p><input checked="" type="checkbox"/> bread, pasta, biscuits, ice cream <input checked="" type="checkbox"/> pre-packaged foods</p>





A customer with reduced mobility can always reserve the same table	YES
There are toilets that can be used by a guest with reduced mobility (see "accessible toilets in the internal paths and common services)	YES





## Internal pathways and common services

### Communal toilets

Location of the venue	near the main restaurant
How to access the premises	flat
Usable width of the entrance door	90 cm
Type of door	Flowing
Type of handle	lever
Toilet height	50 cm
Toilet seat with open front tooth	YES
Support handles	to the right of the toilet
Flexible shower on the side of the toilet	NO
Free space on the sides of the toilet	left Above 100 cm right Choose an item. frontal Above 100 cm
Electric doorbell/telephone on the side of the toilet	There is a rope bell.
Washbasin with space underneath for wheelchair approach	70 cm
Height from the ground lower edge mirror	Fixed but sufficient for use by a person in a wheelchair
Baby changing table	NO



Project promoted by



**Regione Toscana**



Project carried out with the contribution of the



**Presidenza del  
Consiglio dei Ministri**  
Ministro per la disabilità



## Medical practices/healthcare facilities

<p>Hospitals near the property</p>	<p>Careggi Hospital, Largo Brambilla 3 Florence, Tel +39 055 794111</p> <p>Ospedale S. Maria Nuova, Piazza S. Maria Nuova 1, Florence, Tel +39 055 69381</p> <p>Piero Palagi Hospital, Via Michelangelo 41, Florence, Tel +39 055 6937249</p> <p>San Giovanni di Dio Hospital, Via Torregalli 1, Florence, Tel +39 055 693211</p> <p>Meyer Children's Hospital, Via Pieraccini 24, Florence, Tel +39 055 56621</p>
<p>Any dialysis facilities</p>	<p>San Giovanni di Dio Hospital, Via Torregalli 1, Florence Dr. Alberto Rosati Tel +39 055 6932238 - <a href="mailto:alberto.rosati@uslcentro.toscana.it">alberto.rosati@uslcentro.toscana.it</a></p> <p>S. Maria Nuova Hospital, Piazza S. Maria Nuova 1, Florence SOS Nephrology and Dialysis Dr. Raffaella Siervo Tel +39 055 6938610 <a href="mailto:nefrologiasmn@uslcentro.toscana.it">nefrologiasmn@uslcentro.toscana.it</a></p>
<p>Other healthcare facilities</p>	<p>Usl Toscana Centro, Via Chiusi, Florence, Tel +39 055 6935406</p> <p>Usl Toscana Centro Via D'Annunzio 29, Florence, Tel +39 055 6934901</p> <p>Usl Toscana Centro, territorial garrison, Via Fanfani 17, Florence, Tel +39 055 6939350</p>

Project carried out with the contribution of the



Project promoted by



**Regione Toscana**

---

Project carried out with the contribution of the



**Presidenza del  
Consiglio dei Ministri**  
Ministro per la disabilità